



MSL1

\*Pb Free Part

Customer Name	Standard Specification	TAIYO YUDEN Mobile Technology Co.,Ltd.	
System	JCDMA/CDMA (B.W.27MHz + 25MHz) Tx	Date	March 31, 2010
Part Number	FAR-G5KK-911M50-D4KE	Version 2.0ad	

Table 1. Electrical specifications

Filter 1:B.C.3 (Passband : 898 ~ 925MHz)						
Item	Condition	Specification			Unit	Remarks
		Min.	Typ.	Max.		
		Insertion Loss	898~925 MHz	-		
Ripple	898~925 MHz	-	0.5	1.5	dB	
attenuation	DC~720 MHz	50	61	-	dB	
	720~830 MHz	45	70	-	dB	
	843~870 MHz	50	62	-	dB	
	869~875 MHz	43	65	-	dB	
	940~1570 MHz	12	34	-	dB	
	1570~1580MHz	40	52	-	dB	
	1796~1850MHz	40	52	-	dB	
	1850~3000MHz	38	47	-	dB	
VSWR (Input)	898~925 MHz	-	1.8	2.1	-	
VSWR (Output)	898~925 MHz	-	1.8	2.1	-	
Input Impedance	Unbalanced	50/50			Ohm	
Output Impedance						
Operating Temperature		-30 ~ +85			°C	
Device size		1.8typ.x1.4typ.x0.5 max.			mm	



MSL1

\*Pb Free Part

Customer Name	Standard Specification	TAIYO YUDEN Mobile Technology Co.,Ltd.	
System	JCDMA/CDMA (B.W.27MHz + 25MHz) Tx	Date	March 31, 2010
Part Number	FAR-G5KK-911M50-D4KE	Version 2.0ad	

Table 2. Electrical specifications

## Filter 2:B.C.0(Passband : 824 ~ 849 MHz)

Item	Condition	Specification			Unit	Remarks
		Min.	Typ.	Max.		
		Insertion Loss	824~849 MHz	-		
Ripple	824~849 MHz	-	0.7	1.7	dB	
attenuation	DC~800 MHz	35	48	-	dB	
	860~869 MHz	15	39	-	dB	
	869~894 MHz	41	44	-	dB	
	894~1050 MHz	40	50	-	dB	
	1050~1210 MHz	40	49	-	dB	
	1210~1570 MHz	38	45	-	dB	
	1570~1580 MHz	38	45	-	dB	
	1648~1698 MHz	33	43	-	dB	
	1698~3000 MHz	25	38	-	dB	
VSWR (Input)	824~849 MHz	-	2.0	2.3	-	
VSWR (Output)	824~849 MHz	-	2.0	2.3	-	
Input Impedance	Unbalanced	50/50			Ohm	
Output Impedance						
Operating Temperature		-30 ~ +85			°C	
Device size		1.8typ.x1.4typ.x0.5 max.			mm	



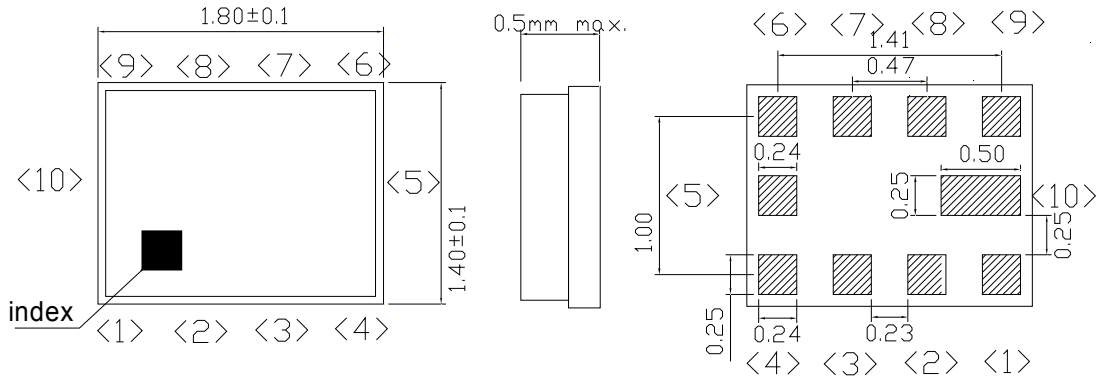
MSL1

\*Pb Free Part

Customer Name	Standard Specification	TAIYO YUDEN Mobile Technology Co.,Ltd.	
System	JCDMA/CDMA (B.W.27MHz + 25MHz) Tx	Date	March 31, 2010
Part Number	FAR-G5KK-911M50-D4KE	Version 2.0ad	

**Dimensions**

Device size: 1.8typ. x 1.4typ. x 0.5max.



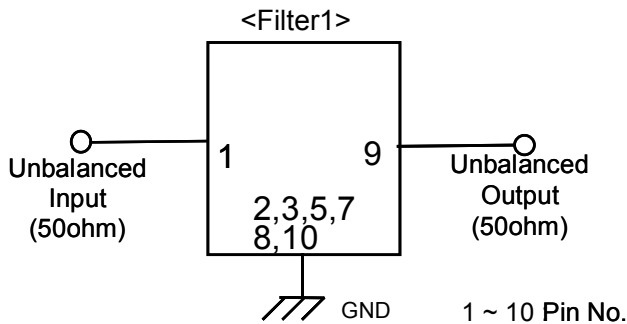
Unit: mm

**Pin Configuration**

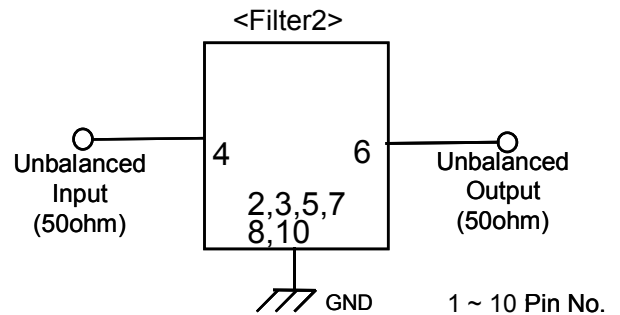
Pin No.	Pin name	Description
<1>	IN	Filter1 input pin
<2>	GND	Ground
<3>	GND	Ground
<4>	IN	Filter2 input pin
<5>	GND	Ground
<6>	OUT	Filter2 output pin
<7>	GND	Ground
<8>	GND	Ground
<9>	OUT	Filter1 output pin
<10>	GND	Ground

Filter No.	Passband(MHz)	System
1	898 ~ 925	B.C.3
2	824 ~ 849	B.C.0

**Evaluation Circuit**



Termination 50ohm; 4,6



Termination 50ohm; 1,9



MSL1

\*Pb Free Part

Customer Name	Standard Specification	TAIYO YUDEN Mobile Technology Co.,Ltd.	
System	JCDMA/CDMA (B.W.27MHz + 25MHz) Tx	Date	March 31, 2010
Part Number	FAR-G5KK-911M50-D4KE	Version 2.0ad	

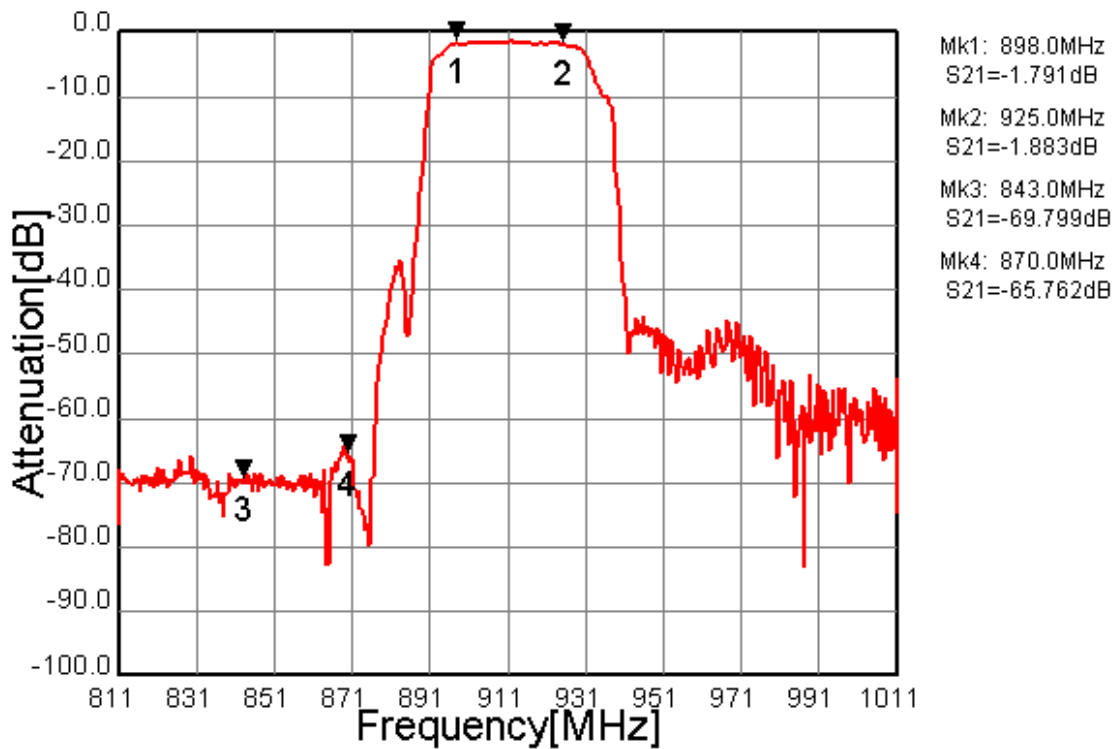


Fig.1 Pass-band Characteristic (Filter1)

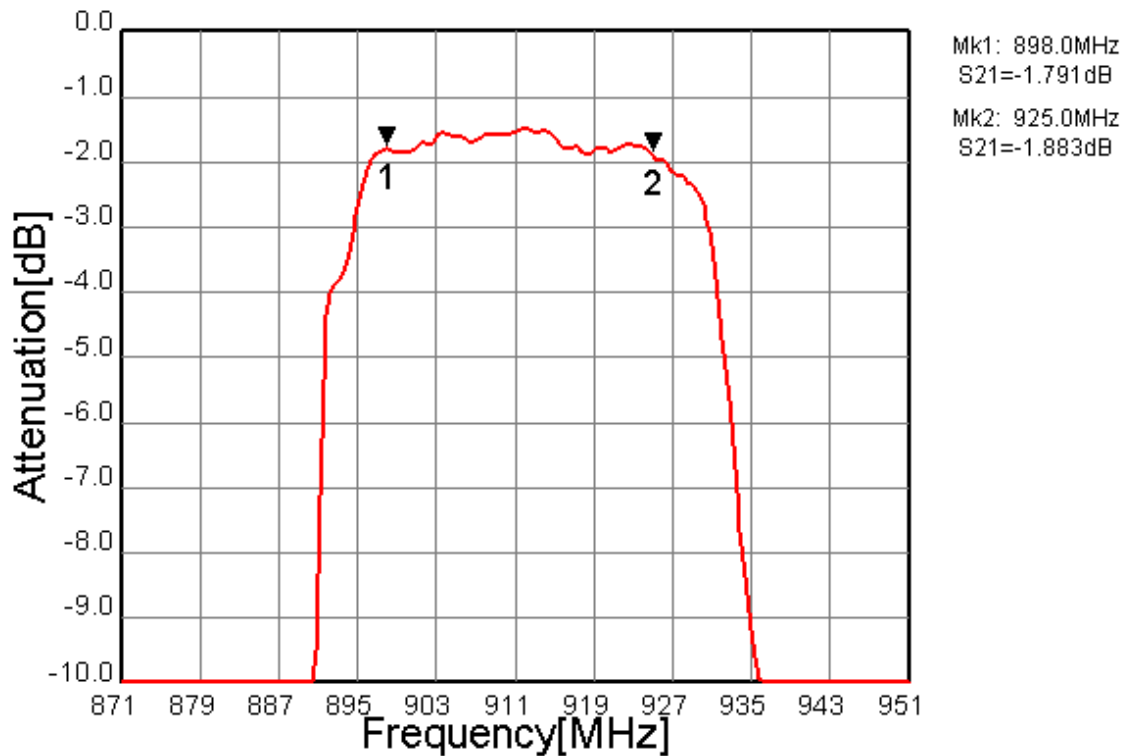


Fig.2 In-band Characteristic (Filter1)



MSL1

\*Pb Free Part

Customer Name	Standard Specification	TAIYO YUDEN Mobile Technology Co.,Ltd.	
System	JCDMA/CDMA (B.W.27MHz + 25MHz) Tx	Date	March 31, 2010
Part Number	FAR-G5KK-911M50-D4KE	Version 2.0ad	

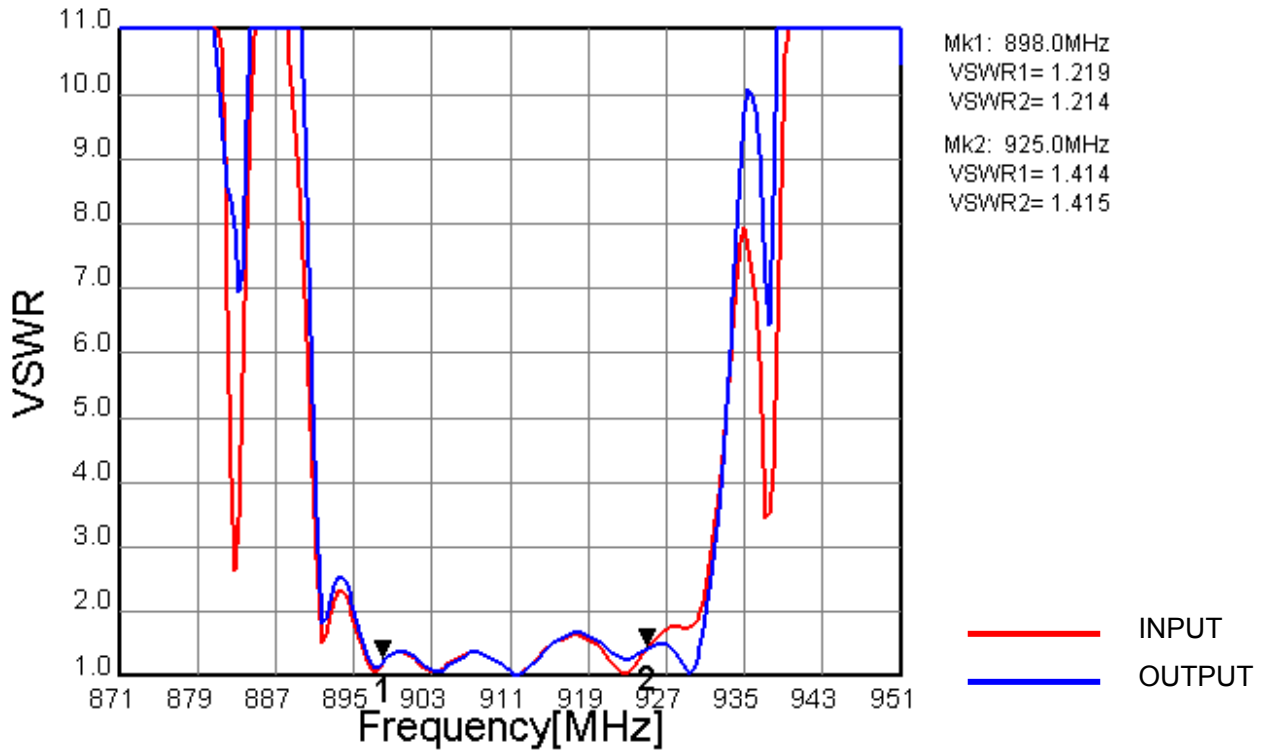


Fig.3 VSWR (Filter1)

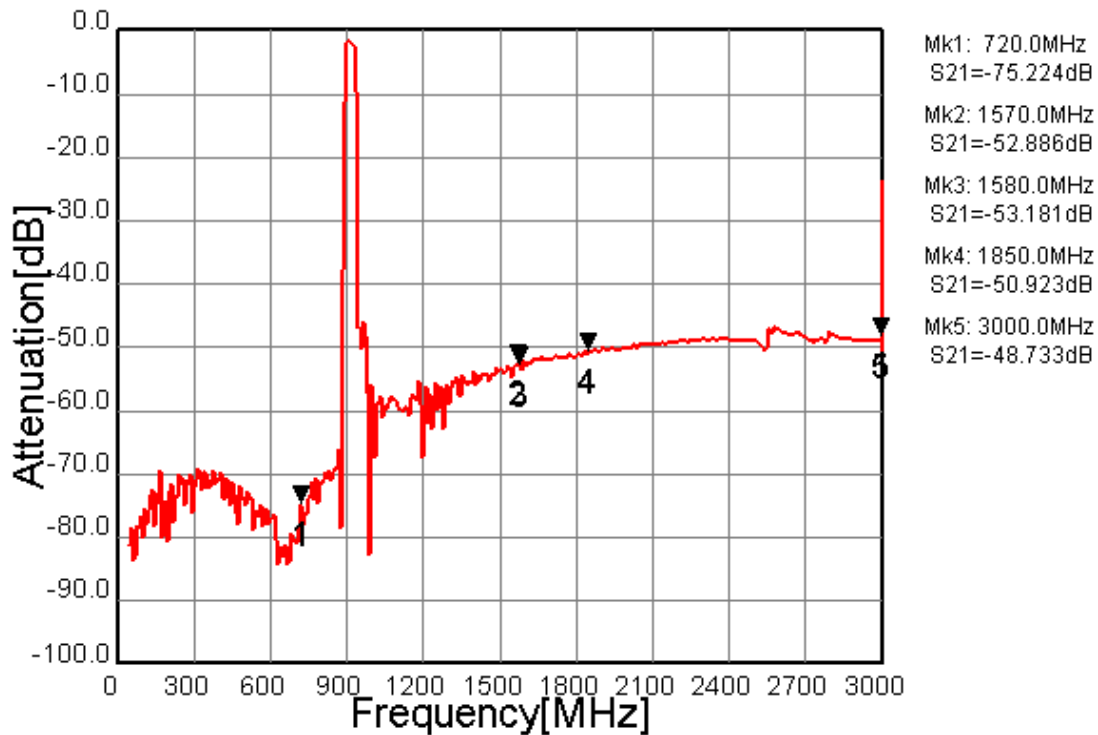


Fig.4 Wide-band Characteristic (Filter1)



MSL1

\*Pb Free Part

Customer Name	Standard Specification	TAIYO YUDEN Mobile Technology Co.,Ltd.	
System	JCDMA/CDMA (B.W.27MHz + 25MHz) Tx	Date	March 31, 2010
Part Number	FAR-G5KK-911M50-D4KE	Version 2.0ad	

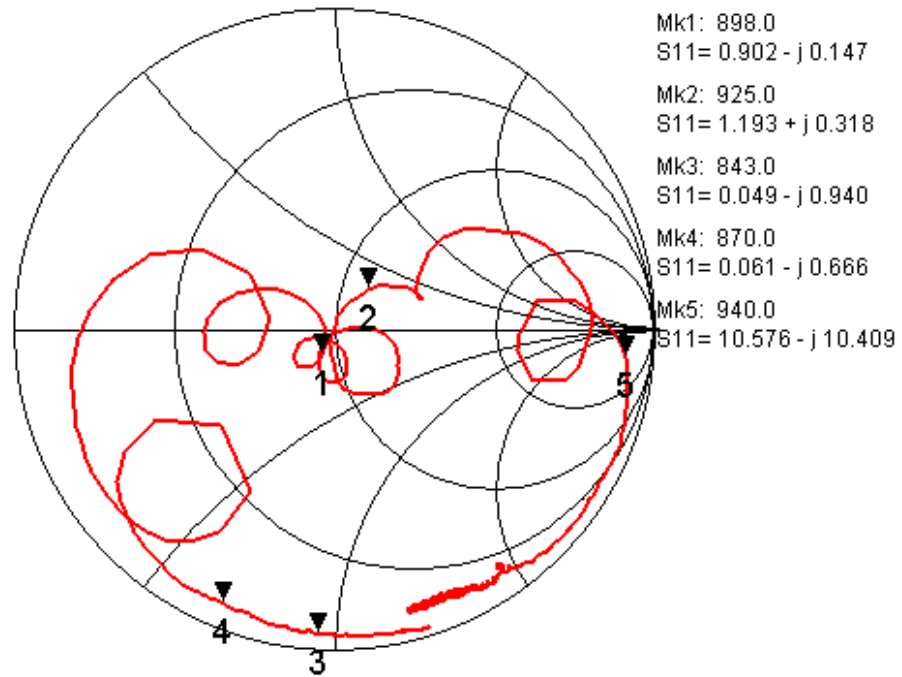


Fig.5 INPUT Impedance (Filter1)

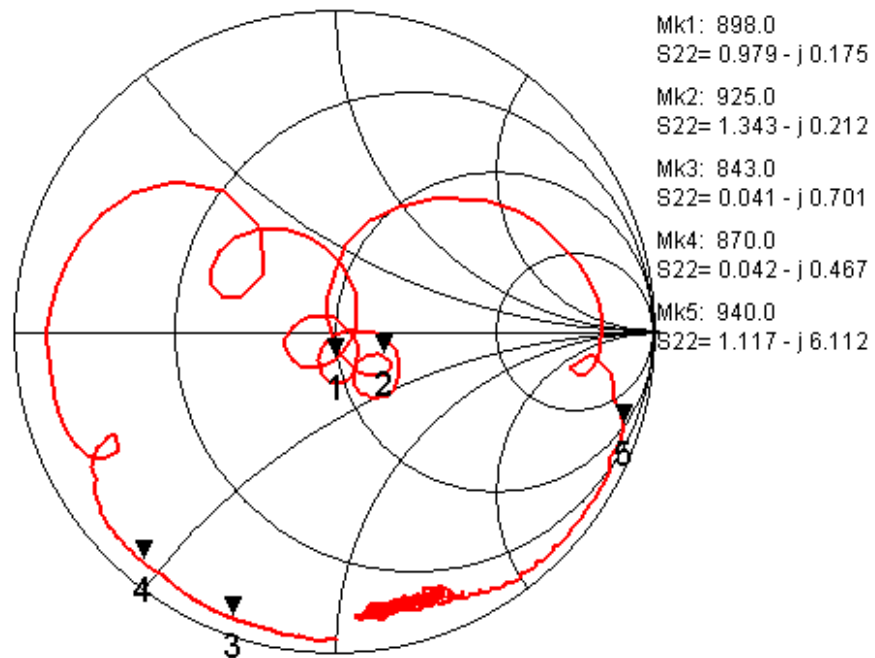


Fig.6 OUTPUT Impedance (Filter1)



MSL1

\*Pb Free Part

Customer Name	Standard Specification	TAIYO YUDEN Mobile Technology Co.,Ltd.	
System	JCDMA/CDMA (B.W.27MHz + 25MHz) Tx	Date	March 31, 2010
Part Number	FAR-G5KK-911M50-D4KE	Version 2.0ad	

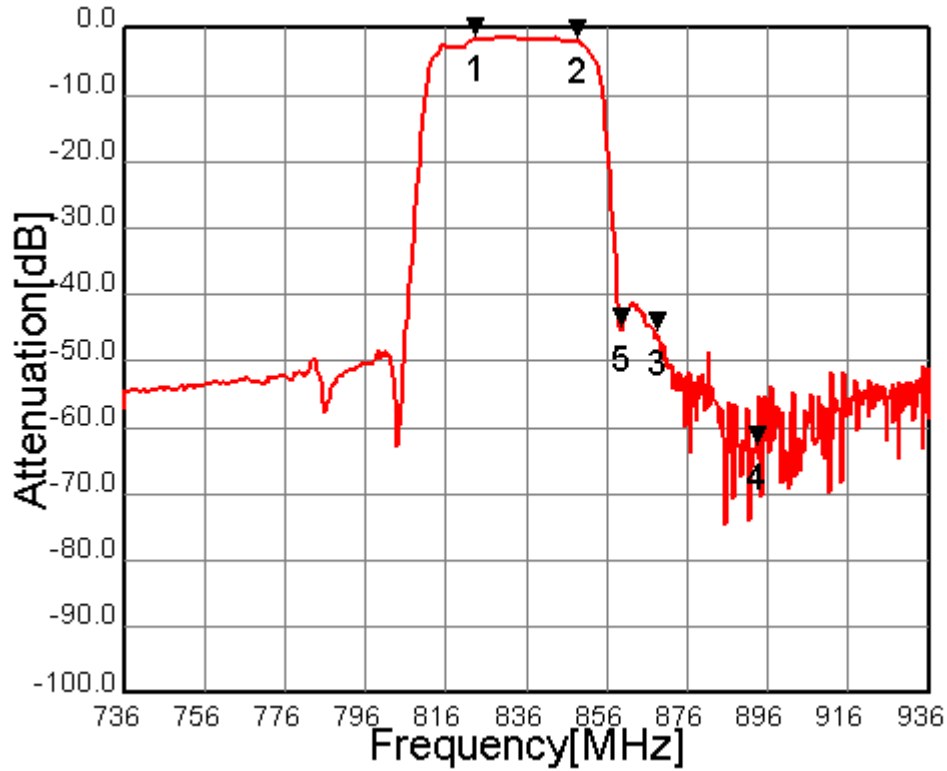


Fig.7 Pass-band Characteristic (Filter2)

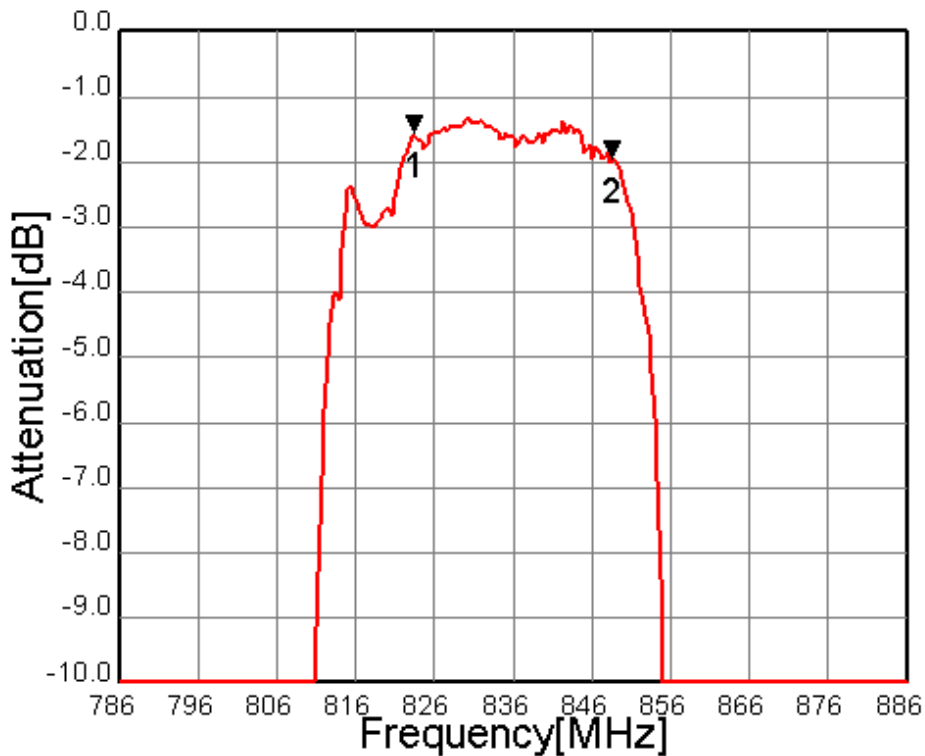


Fig.8 In-band Characteristics (Filter2)



MSL1

\*Pb Free Part

Customer Name	Standard Specification	TAIYO YUDEN Mobile Technology Co.,Ltd.	
System	JCDMA/CDMA (B.W.27MHz + 25MHz) Tx	Date	March 31, 2010
Part Number	FAR-G5KK-911M50-D4KE	Version 2.0ad	

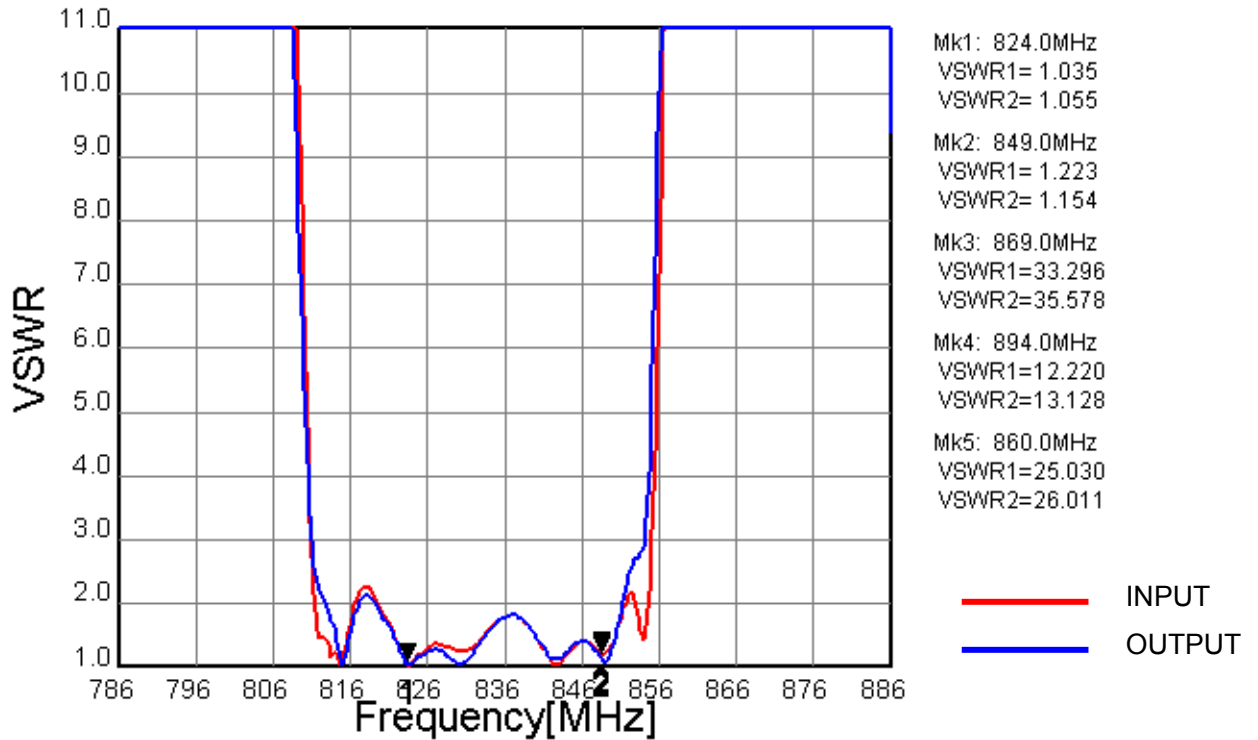


Fig.9 VSWR (Filter2)

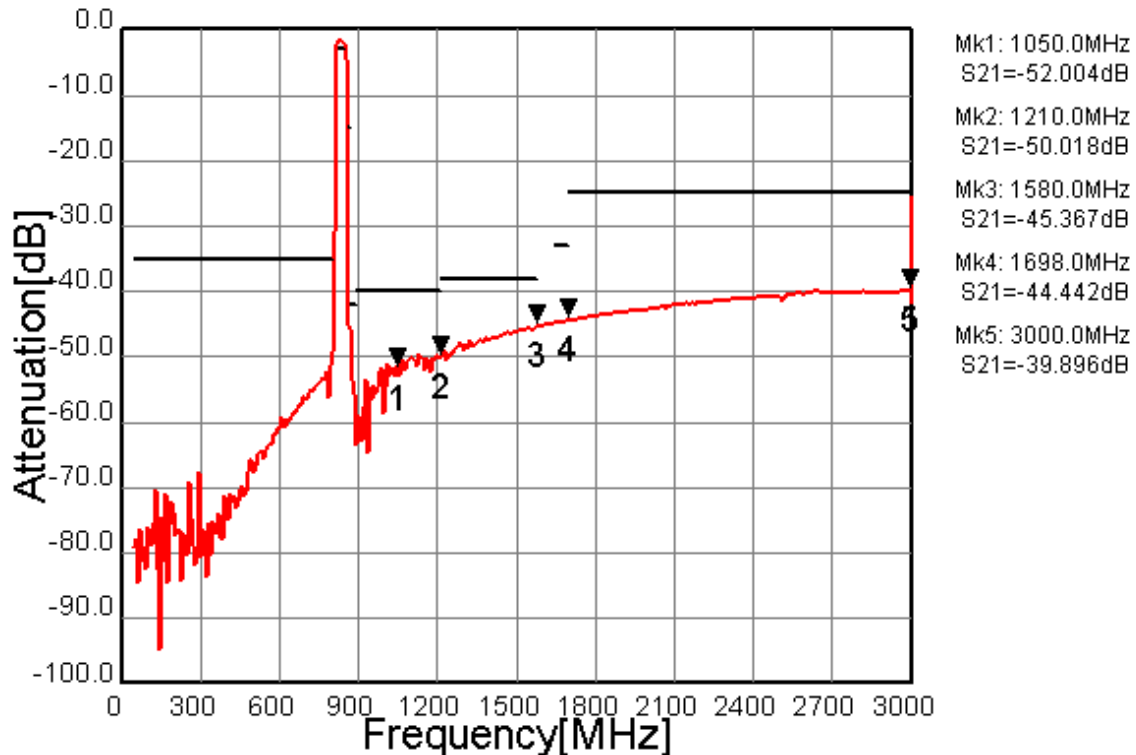


Fig.10 Wide-band Characteristic (Filter2)





MSL1

\*Pb Free Part

Customer Name	Standard Specification	TAIYO YUDEN Mobile Technology Co.,Ltd.	
System	JCDMA/CDMA (B.W.27MHz + 25MHz) Tx	Date	March 31, 2010
Part Number	FAR-G5KK-911M50-D4KE	Version 2.0ad	

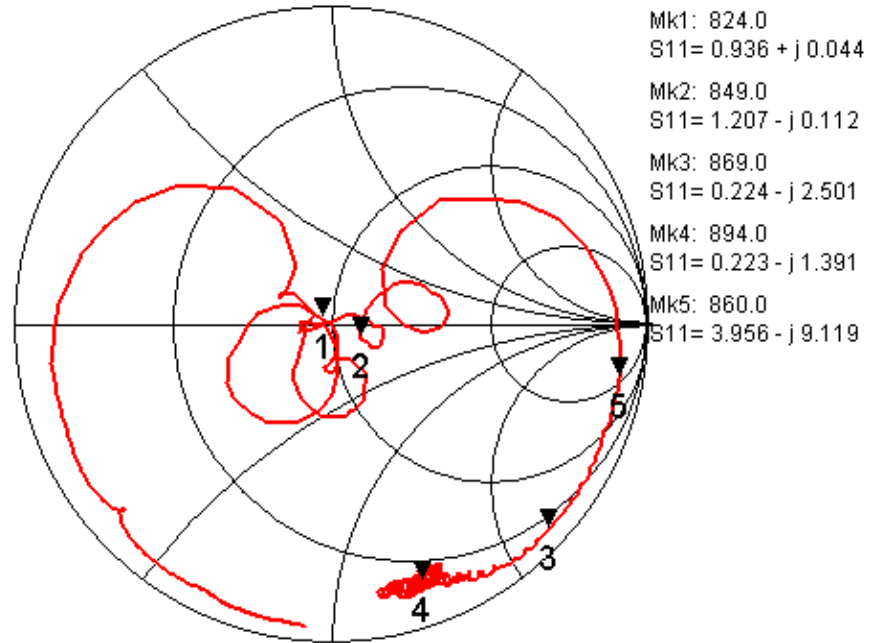


Fig.11 INPUT Impedance (Filter2)

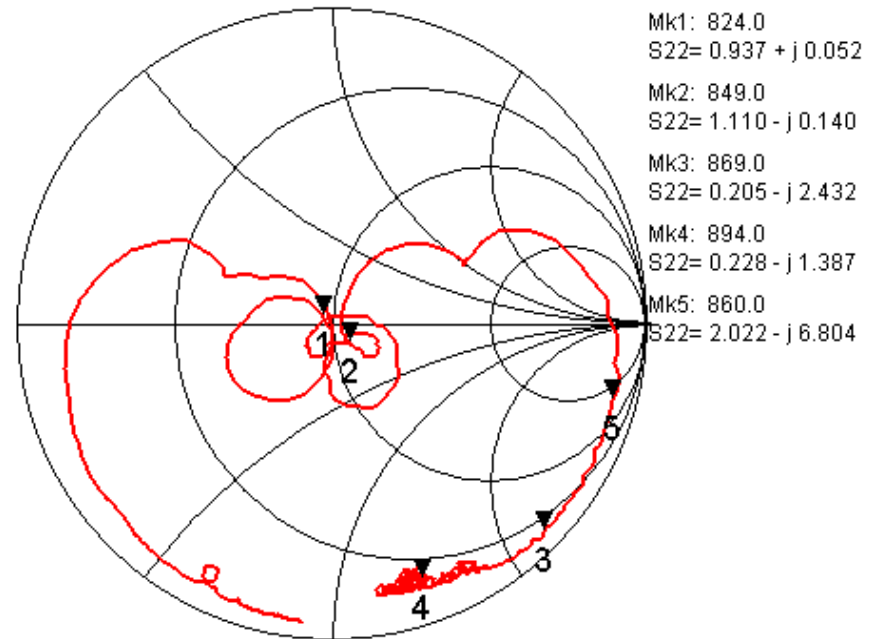


Fig.12 OUTPUT Impedance (Filter2)